

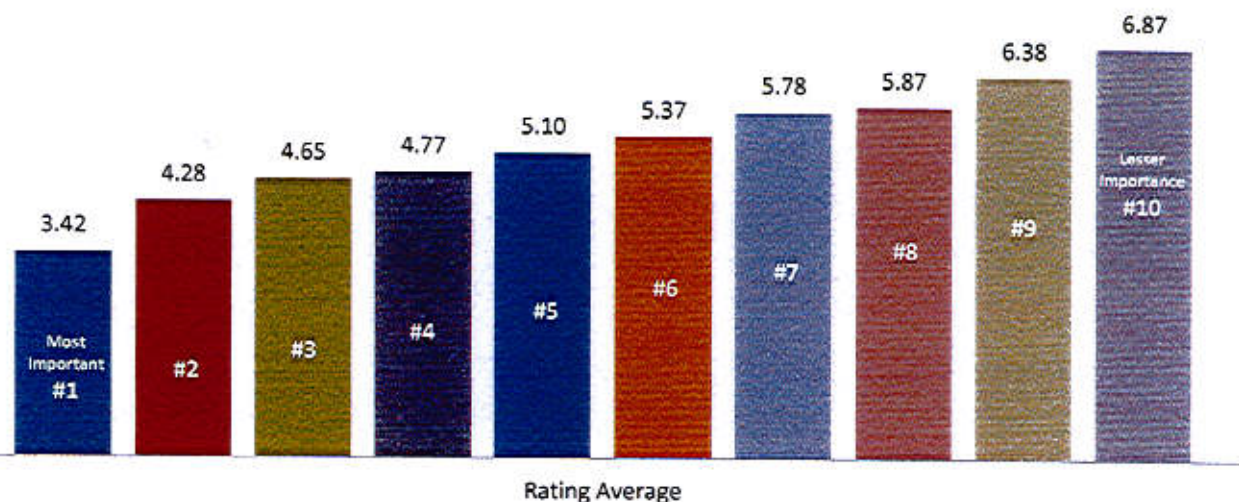
Top Ten Concerns of LGBT Older Adults

Q1 Please rank the top ten concerns for Older LGBT Adults

	Answer Options	Rating Average	Response Count
1	Staying independent	3.42	59
2	Loss of partner	4.28	36
3	Financial stability	4.65	55
4	Isolation and loneliness	4.77	44
5	Going to a nursing home	5.10	52
6	Declining health	5.37	59
7	Affordable housing	5.78	40
8	Health insurance coverage	5.87	39
9	Not being able to drive	6.38	37
10	Needing help with personal care	6.87	46

Please Rank the top ten concerns of Older LGBT Adults

- Staying independent
- Loss of partner
- Financial stability
- Isolation and loneliness
- Going to a nursing home
- Declining health
- Affordable housing
- Health insurance coverage
- Not being able to drive
- Needing help with personal care



Top Ten Concerns of LGBT Older Adults

Q2 Is there an important issue we missed? Please elaborate here:

Answer Options	Response Count
	17*
<i>answered question</i>	17
<i>Skipped question</i>	56

**We deleted comments that indicated a need for clearer directions*

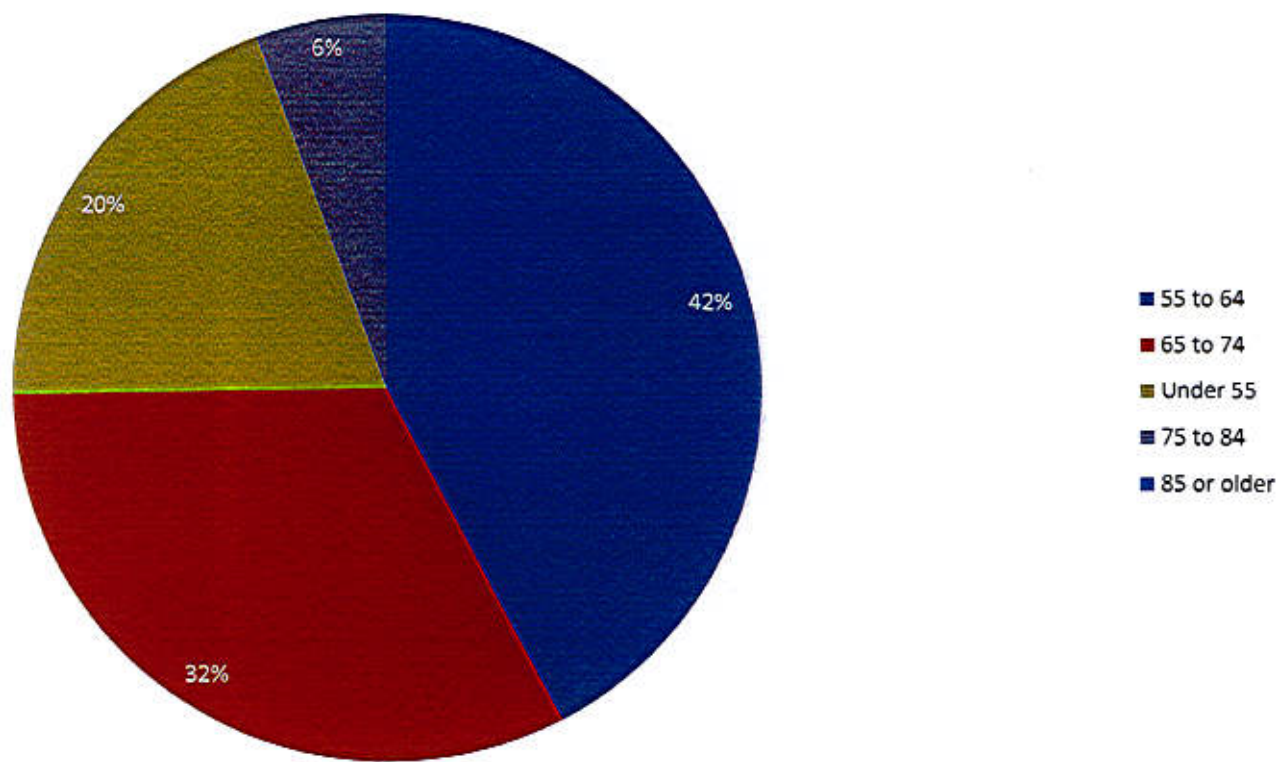
1. Acceptance at a place of worship.
2. Many things are important to Seniors; and could be equally important. However, I find myself unable to click on the same column more than once. Also, there are more horizontal choices than vertical columns, making the survey inaccurate, so I was able to complete it.
3. Although the side effects are mentioned above, the very real likelihood that elders will be pushed back into the closet concerns me. What happens when LGBT people lose the close network of people who they are out to and feel safe with? Will an LGBT elder who must enter a nursing home feel the need to conceal their sexual identity to be safe? Who advocates for them?
4. Finding partners to play games with.
5. Partner support. It's a major concern as surviving partners have a huge stake in the care of an older partner.
6. Let my surviving spouse receive my social security benefits if mine is larger than theirs.
7. Hostile religious atmosphere.
8. Access to creative and cultural opportunities; respect for elders in society; materialism; public transportation for all, affordable internet access; disability rights; the power of corporations (especially utility companies); the effect of pollution on health.
9. Social opportunities for older LGBT people .
10. Having a sense of community is important to me, perhaps this is covered by isolation and loneliness but for emits a single issue as I've felt the loss of community when my friends passed from HIV in the 90's.
11. Life-care community of LGBT-identified individuals who span the entire age range of life.
12. An on line resource center for all LGBT issues. Not Mass.gov which is very difficult to use.
13. Not having anyone to turn to as they grow older (eg. no children or others to care for them, be health care proxy, provide financial support, etc...)

Top Ten Concerns of LGBT Older Adults

Q3 What is your current age?

Answer Options	Response Percent	Response Count
55 to 64	42%	30
65 to 74	32%	23
Under 55	20%	14
75 to 84	6%	4
85 or older	0%	0
<i>answered question</i>		71
<i>skipped question</i>		2

What is your current age?

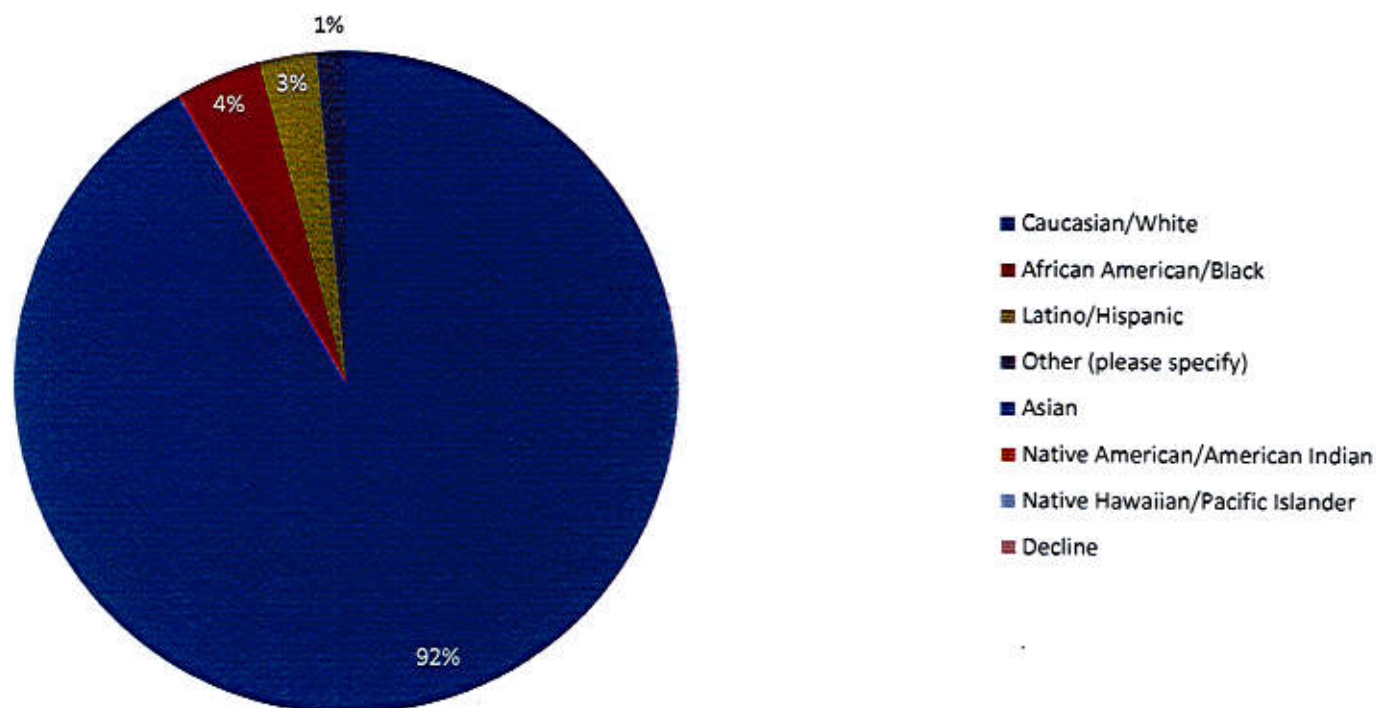


Top Ten Concerns of LGBT Older Adults

Q4 What do you identify your race/ethnicity as?

Answer Options	Response Percent	Response Count
Caucasian/White	92%	65
African American/Black	4%	3
Latino/Hispanic	3%	2
Other (please specify)	1%	1
Asian		0
Native American/American		0
Native Hawaiian/Pacific		0
Decline		0
<i>answered question</i>		71
<i>skipped question</i>		2

What do you identify as your race?

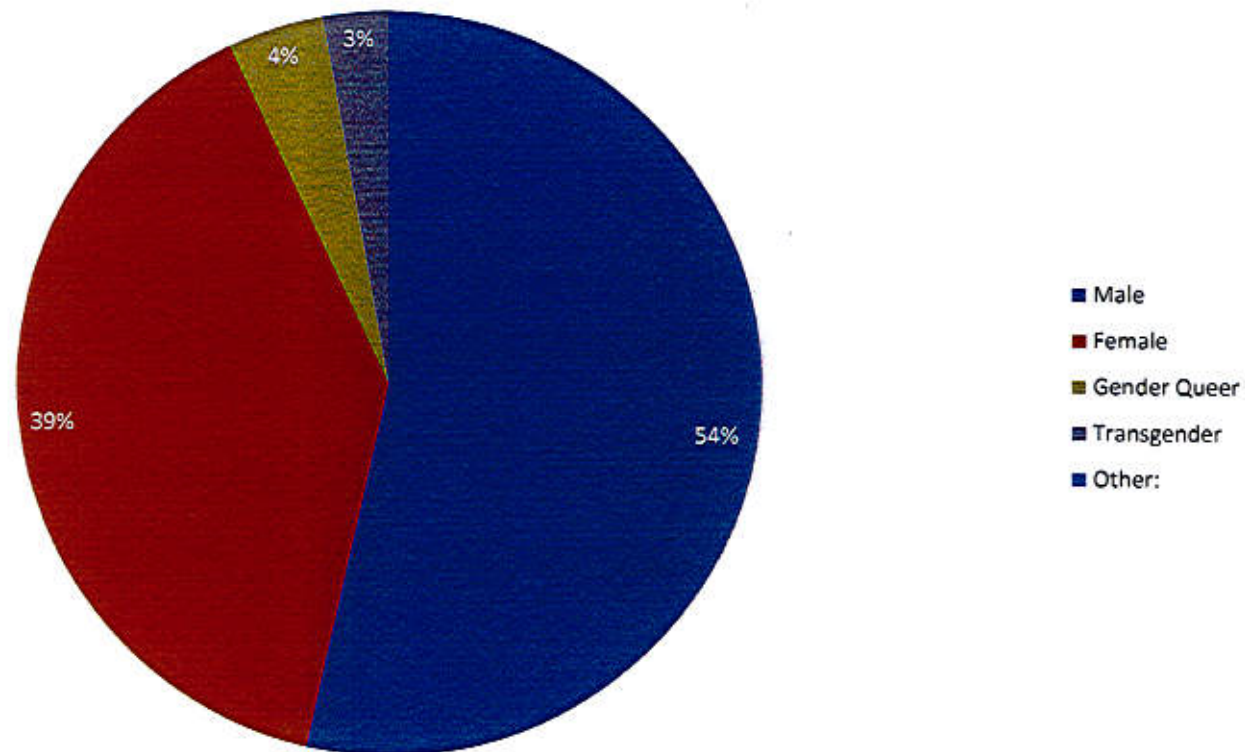


Top Ten Concerns of LGBT Older Adults

Q5 With what gender do you currently identify?

Answer Options	Response Percent	Response Count
Male	54%	38
Female	39%	28
Gender Queer	4%	3
Transgender	3%	2
Other:		0
<i>answered question</i>		71
<i>skipped question</i>		2

With what gender do you currently identify?

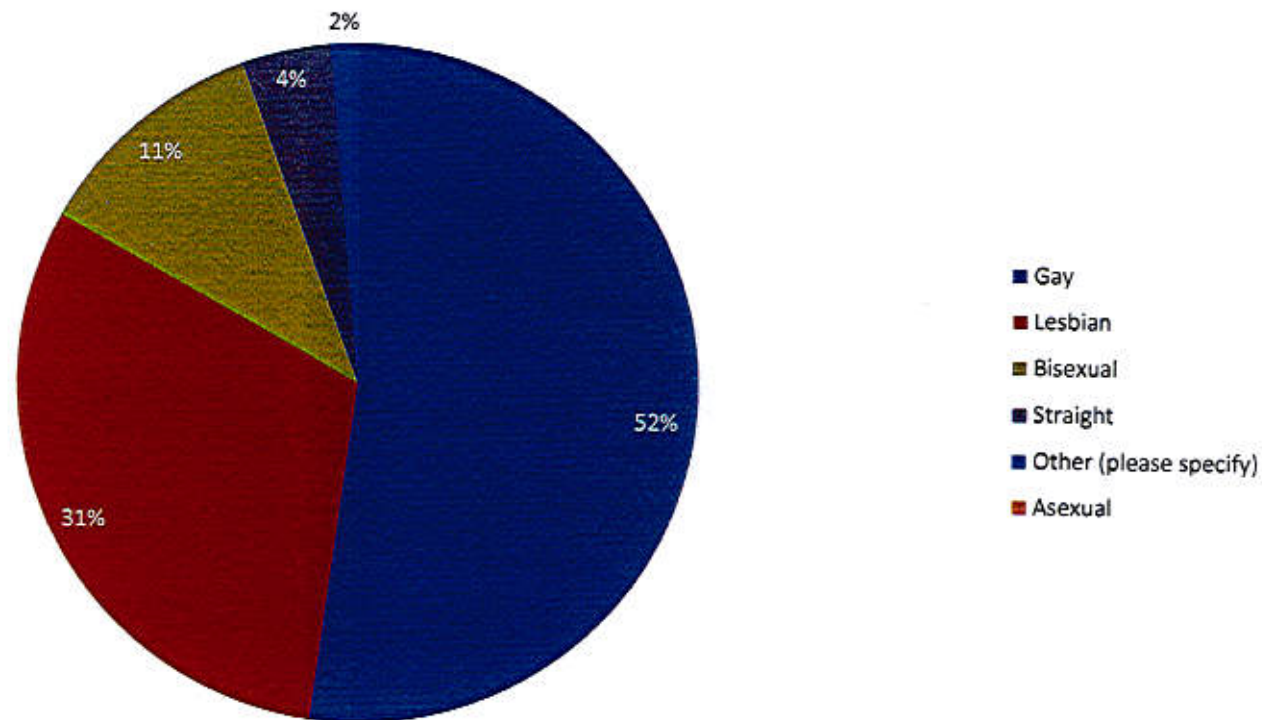


Top Ten Concerns of LGBT Older Adults

Q6 What is your sexual orientation?

Answer Options	Response Percent	Response Count
Gay	53%	37
Lesbian	31%	22
Bisexual	11%	8
Straight	4%	3
Other (please specify)	1%	1
Asexual		0
<i>answered question</i>		70
<i>skipped question</i>		3

What is your sexual orientation?

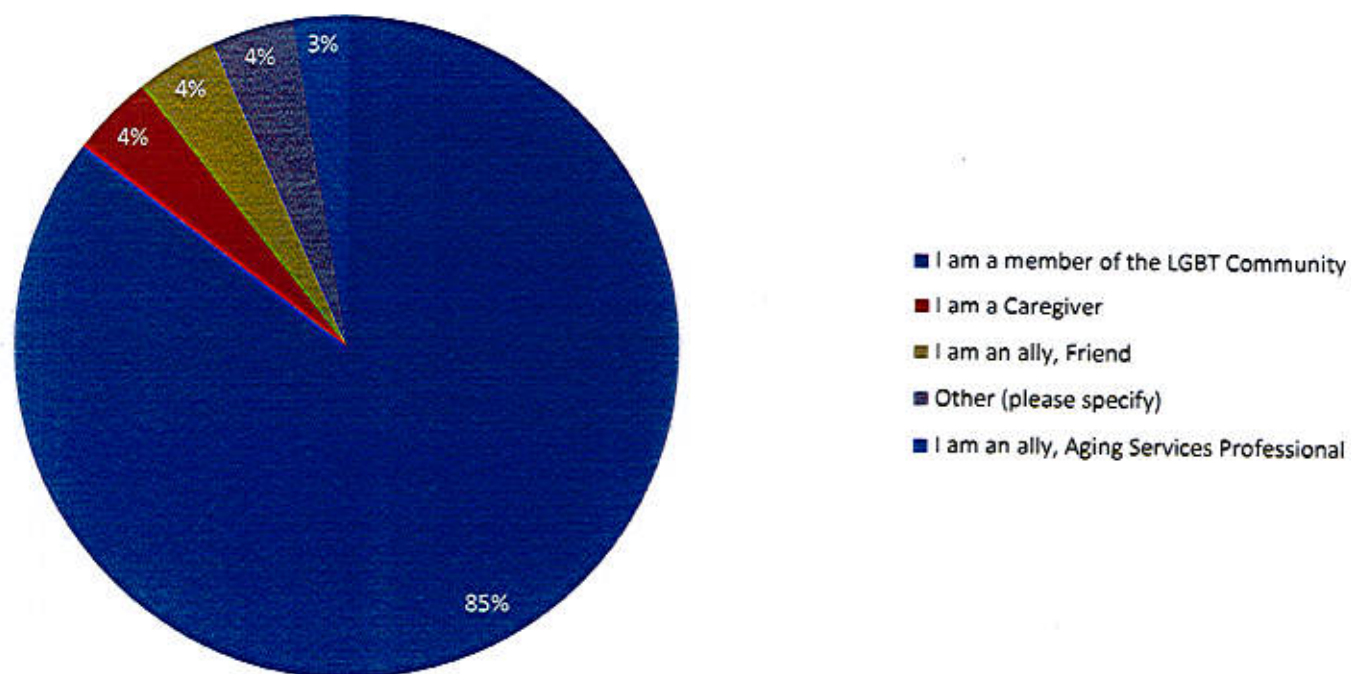


Top Ten Concerns of LGBT Older Adults

Q7 Please describe your relationship to the LGBT Community:

Answer Options	Response Percent	Response Count
I am a member of the	91%	64
I am a Caregiver	4%	3
I am an ally, Friend	4%	3
Other (please specify)	4%	2
I am an ally, Aging	3%	2
I am an ally, Family Member	0%	0
<i>answered question</i>		70
<i>skipped question</i>		3

Please describe your relationship to the LGBT Community:

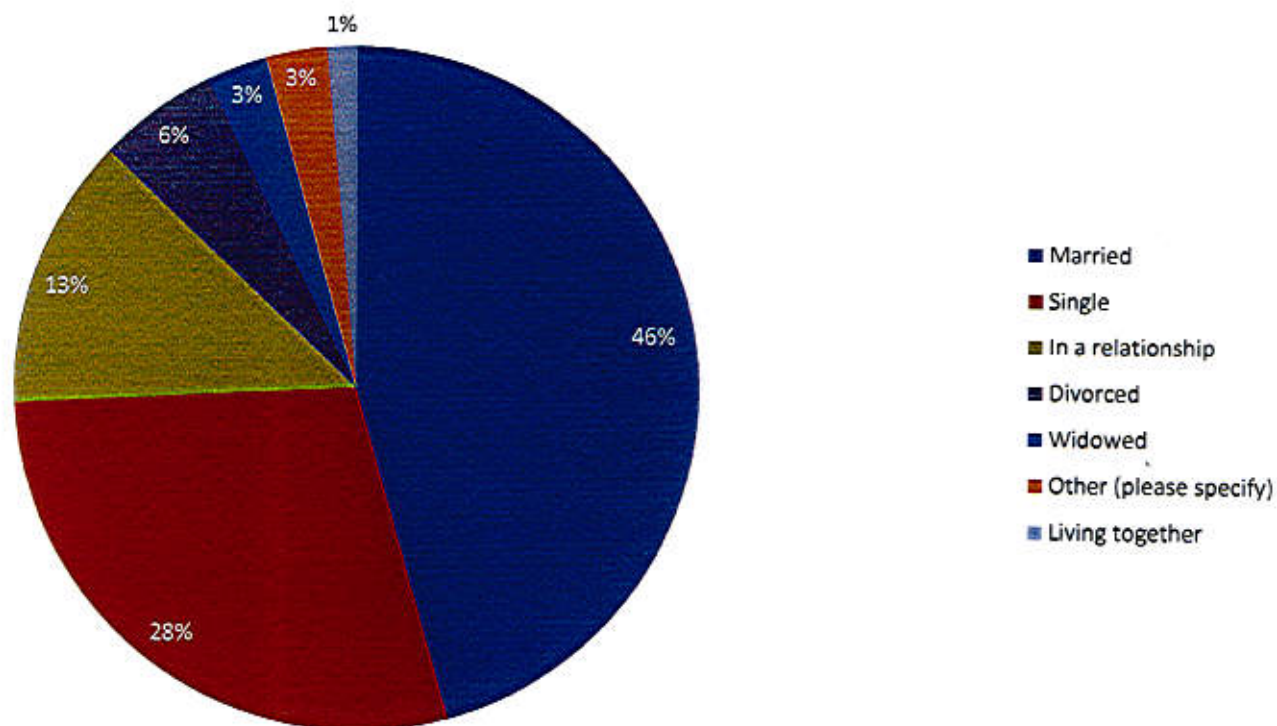


Top Ten Concerns of LGBT Older Adults

Q8 What is your current relationship status?

Answer Options	Response Percent	Response Count
Married	46%	32
Single	29%	20
In a relationship	13%	9
Divorced	6%	4
Widowed	3%	2
Other (please specify)	3%	2
Living together	1%	1
<i>answered question</i>		70
<i>skipped question</i>		3

What is your current relationship status?

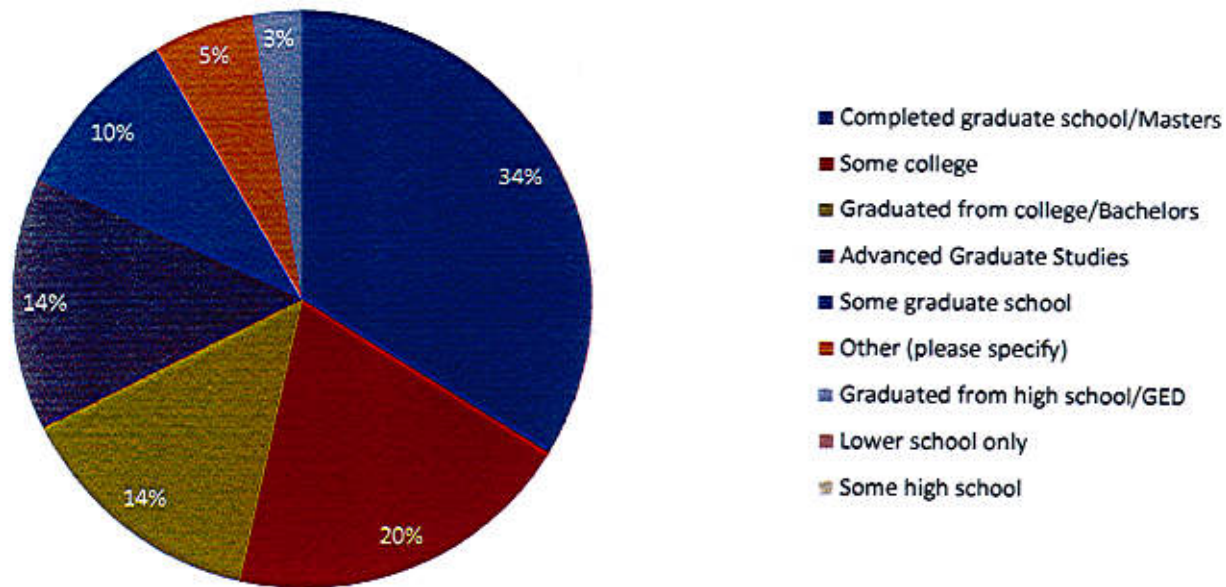


Top Ten Concerns of LGBT Older Adults

Q9 What is the highest level of education you have completed?

Answer Options	Response Percent	Response Count
Completed	34%	24
Some college	20%	14
Graduated from	14%	10
Advanced Graduate	14%	10
Some graduate	10%	7
Other (please	6%	4
Graduated from	3%	2
Lower school only		0
Some high school		0
<i>answered question</i>		71
<i>skipped question</i>		2

What is the highest level of education you have completed?

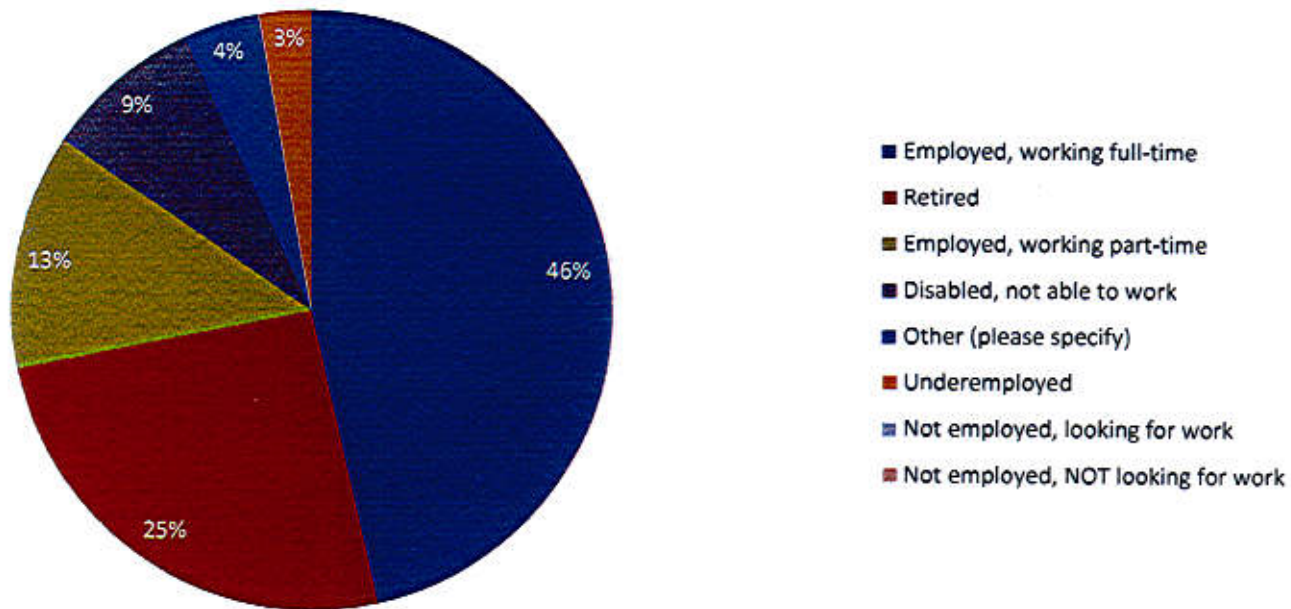


Top Ten Concerns of LGBT Older Adults

Q10 Which of the following categories best describes your employment status?

Answer Options	Response Percent	Response Count
Employed, working full-	46.5%	33
Retired	25.4%	18
Employed, working	12.7%	9
Disabled, not able to	8.5%	6
Other (please specify)	4.2%	3
Underemployed	2.8%	2
Not employed, looking		0
Not employed, NOT		0
<i>answered question</i>		71
<i>skipped question</i>		2

Which of the following categories best describes your employment status?

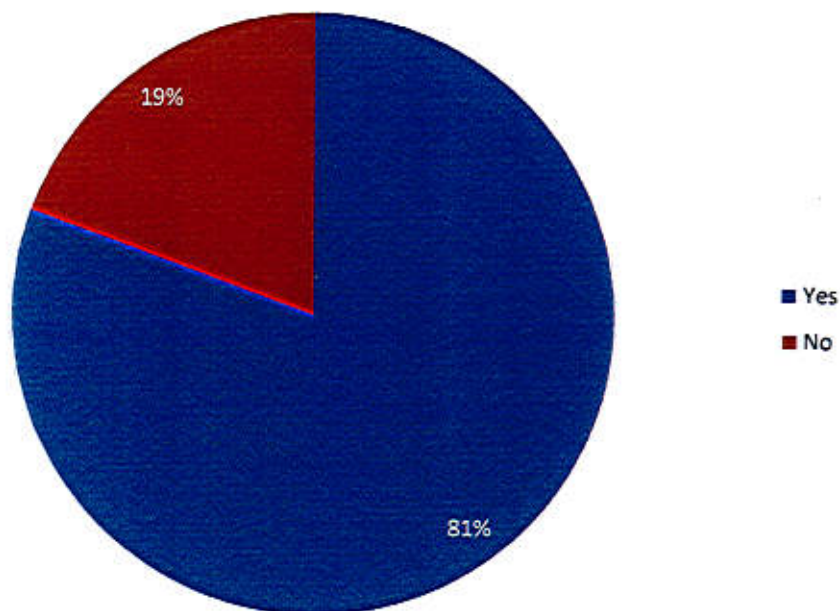


Top Ten Concerns of LGBT Older Adults

Q11 Are you a resident of Massachusetts?

Answer Options	Response Percent	Response Count
Yes	81.7%	58
No	19.7%	14
Please share your Zip-Code with us:		53
	<i>answered question</i>	71
	<i>skipped question</i>	2

Are you a resident of Massachusetts?



Zip Codes provided by participants

Massachusetts

02351 Abington MA
 01501 Auburn MA
 01503 Berlin MA
 02116 Boston MA (Fenway)
 02118 Boston MA (South End)
 02445 Brookline MA
 02140 Cambridge MA
 02130 Great Barrington MA
 01520 Holden MA
 01748 Hopkinton MA
 01524 Leicester MA
 01453 Leominster MA
 02739 Mattapoiset MA
 01612 Paxton MA
 02657 Provincetown MA
 02368 Randolph MA
 01545 Shrewsbury MA
 02666 Truro MA
 02667 Wellfleet MA
 01583 West Boylston MA
 02379 West Bridgewater MA
 01747 West Townsend MA
 01602 Worcester MA
 01603 Worcester MA
 01604 Worcester MA
 01605 Worcester MA

02122 Boston MA (Dorchester)
 02124 Boston MA (Dorchester Center)
 01542 Holden MA
 01606 Worcester MA
 01607 Worcester MA
 01609 Worcester MA
 01610 Worcester MA

Other States

95818 Sacramento CA
 32725 Deltona FL
 33912 Ft. Myers FL
 33623 Tampa FL
 04347 Hallowell ME
 07712 Asbury Park NJ
 08723 Brick NJ
 11215 Brooklyn NY
 19107 Philadelphia PA
 20009 Washinton DC
 05201 Bennington VT

Top Ten Concerns of LGBT Older Adults

Please rank the top ten concerns for Older LGBT Adults

Answer Options	Most Important					Lesser Importance					Rating Average	Response Count
	1	2	3	4	5	6	7	8	9	10		
Going to a nursing home	9	6	6	4	1	7	3	8	2	6	5.10	52
Mental health support and affordability	0	2	1	2	5	6	3	1	8	6	6.97	34
Staying independent	16	13	8	5	7	2	2	1	3	2	3.42	59
Caregiver support issues	0	2	7	4	3	1	1	4	5	5	6.13	32
Financial stability	5	13	3	9	6	3	6	3	4	3	4.65	55
Isolation and loneliness	6	4	7	7	1	3	8	5	2	1	4.77	44
Declining health	2	6	7	5	13	9	3	7	4	3	5.37	59
HIV/AIDS	4	0	0	2	1	1	0	2	2	2	5.50	14
Health insurance coverage	2	3	4	1	7	5	7	4	1	5	5.87	39
Loss of partner	12	3	4	2	2	3	2	2	2	4	4.28	36
Mistreatment or violence	2	1	1	5	3	0	3	2	5	4	6.31	26
Affordable housing	3	2	6	4	3	7	2	4	3	6	5.78	40
Acceptance by others	1	2	4	1	0	2	3	3	1	3	5.85	20
Dementia/Alzheimer's disease	2	2	2	4	3	5	5	5	4	4	6.22	36
Loss of sexual activity	0	0	0	1	1	5	2	1	2	2	7.07	14
Not being able to drive	1	1	3	3	4	5	9	3	5	3	6.38	37
Needing help with personal care	0	2	1	6	5	2	8	11	6	5	6.87	46
Estrangement from family	2	2	2	0	2	2	1	1	4	2	5.83	18

answered question

69

skipped question

4